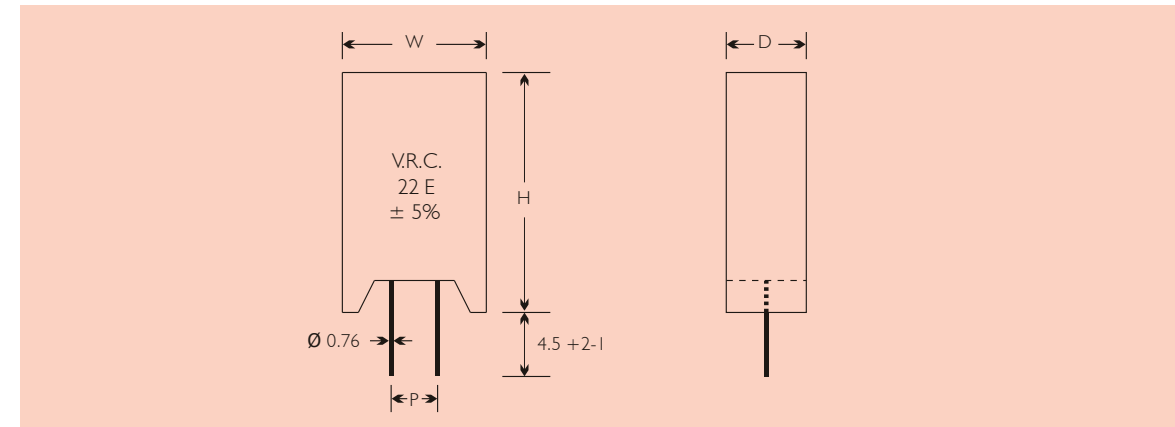


WIRE WOUND RESISTOR (VCV Series)

VAIBHAV RESISTORS CO. **VRC**

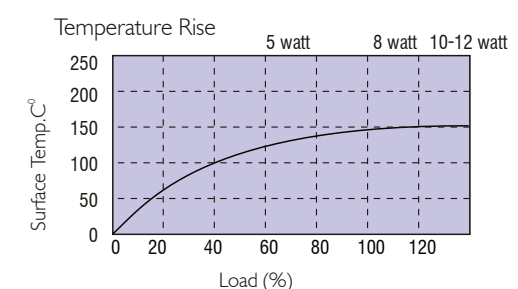
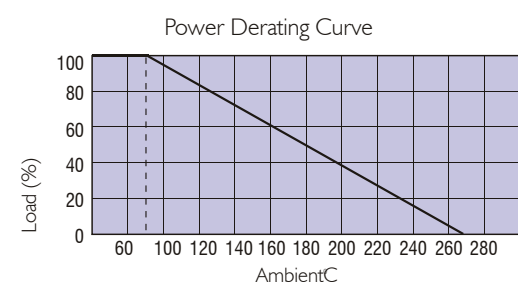
- Low Cost High Power Resistor
- Vertical Mounting Ceramic Stand offs Construction
- Designed specially for Space Saving On PCB's.



Dimensions (in mm)							
Type	Power Rating at 70°C	W	Dimensions (mm)			Resistance Range	
			H	D	P	min.	max.
VCV 3	3W	11.0	20.5	7.0	5.0	0.01 E	1 K
VCV 4	4W	12.0	25.0	7.0	5.0	0.01 E	1 K
VCV 5	5W	13.0	25.5	9.0	5.0	0.01 E	10 K
VCV 7	7W	12.5	35.0	9.0	5.0	0.01 E	22 K
VCV 10	10W	16.0	38.0	12.0	7.5	0.01 E	33 K

Test and Parameters

Test	Requirements
<ul style="list-style-type: none"> • TOLERANCES • POWER DISSIPATION • TEMP. CO-EFFICIENT OF RESISTOR • SHORT TIME OVER LOAD • LOAD LIFE • STEADY STATE HUMIDITY • INSULATION RESISTANCE 	<ul style="list-style-type: none"> ±5% AND ±10% [J&K] REFER DERATING CURVE 450 PPM / C°MAX. 2.5 TIMES THE RATED VOLTAGE [ΔR% = 2% MAX] 1000 Hrs. RATED POWER @ 70°C [ΔR% = 5% MAX] 56 DAYS 40°C 95 RH [ΔR% = 5% MAX] GREATER THAN 1000 MEG MINIMUM



Note: Customised variations available on request.